







Key:	
	Double yellow lines
	Existing driveway
	Proposed planted build outs
	Proposed tree and shrubs

Gateway feature to include two planted build outs set back to allow maneuvering in and out of the junction

New 20mph speed limit